

Aluminium and non-ferrous range brochure

Solid carbide tooling, modular tooling and drills

Elevate your  
**aluminium  
machining**



INFINITE POSSIBILITIES.®

3 Introduction

Infinite Possibilities®

4-5 The future of tool purchasing today

Innovative tools



6-7 **Eliminator** | Conical barrel tools

8-9 **Orbis** | Lollipop cutter

End mills



10 **QAlu** | 3 flute end mill

11 **QAlu-R** | 3 flute roughing end mill

12-13 **QAlu-CR** | 3 flute roughing end mill

14 **Alligator Duo** | 2 flute end mill

15 **Alligator Duo Ball Nose** | 2 flute ball nose end mill

16 **Alligator Trio** | 3 flute end mill

17 **Caiman** | 3 flute end mill

ModX®



18-19 The performance of solid carbide with the modularity of inserts

Drilling



20 **Panther** | Multi-diameter drills

21 **Lion** | Application-specific drills

22 **Leopard** | Deep hole drills

23 **Cougar** | High feed core drills

24 **Tiger** | Pre-tapping, chamfering, radii and multi-step drills

Coatings

25 Thin, smooth and extremely hard ta-C coatings

Technical data

26-27 Milling formulas, speeds, feeds and other data

Total Solutions Engineering































28-29 **QuickCam** | Machining strategies and cutting tool optimisation

30 **QuickEdge** | Remanufacture adds value to your investment

31 **QuickVend** | 24/7 control of your tooling inventory

32 **Technical Centre** | Improving your machining performance


## Icons key

	<b>Customisable – Infinite Possibilities®</b>
	<b>Standard – available ex-stock</b>
	<b>ModX® compatible – modular heads and shanks</b>
	<b>Remanufacture compatible – regrind, recoat, reuse</b>
	Centre cutting
	Helix angle 35-38°
	End angle 7° max
	Coating type TX-R
	Variable index VARIABLE INDEX
	Variable helix VARIABLE HELIX
	Number of teeth Z4
	Ball nose
	Coated ball nose
	Coated chamfer
	Coated corner radius
	Chip breaker
	Step down
	Orbis 270° 270°
	Through-coolant
	Chamfer milling
	Slot milling
	Side finishing
	Side roughing
	Profile milling
	Ramping
	Trochoidal milling
	Plunge milling
	Pocket milling
	Helical milling
	3D milling

# The power of precision

Unleash the power of precision with Quickgrind's premium solid carbide tools for aluminium machining. Our cutting-edge range guarantees unparalleled performance, longevity and impeccable surface finishes.

In this brochure you will find a selection of standard tools which are available ex-stock, all designed to meet your needs for a wide range of day-to-day and specialist applications. Look for the 'S' icon to identify the tools in this part of the range...


 **Our standard tools are available ex-stock**

For non-standard tooling there is our Infinite Possibilities® programme. See the next couple of pages to find out more about the future of tool purchasing today...

 **Look out for this icon to see which of our tools are Infinite Possibilities® compatible**

Of course, our standard tools can also be tailored to suit your particular requirements, so if you don't see what you need please ask – we will be able to make it for you.

We even have our ModX® range of flexible, modular tooling with a choice of interchangeable shanks and heads. Wherever you see this symbol, that tool is available in modular design...

 **This icon tells you which of our tools are ModX® compatible**

Operating in 37 countries we have an international reputation for solid carbide cutting tools for every industry sector and our 'total solutions engineering' approach is so successful it has been expanded to include a range of compatible services including CAM strategies, remanufacture and tool vending. Our state-of-the-art Technical Centre is a purpose-built space for you to discover all of these services, to meet and talk to our specialists and to test our tools on your components – see pages 28 to 32 to find out more.

**Welcome to Quickgrind. We look forward to partnering with you and helping you to transform your efficiency, productivity and bottom line.**

Call +44 (0) 1684 294090  
or visit [quickgrind.com](http://quickgrind.com)



## INFINITE POSSIBILITIES.®

What if you could have the optimum tool, with the marginal cost increase more than covered by improved production throughput and efficiency? With Quickgrind, you can. Welcome to a world of Infinite Possibilities.®

Our mission is to provide you with solution-based tooling, to give you the right tool, for the right job, at the right price.

Our aluminium cutters can be designed specifically for your application and are available in virtually any size, diameter, radius, neck relief, coating or reach. Through-coolant and other options are also available.

Contact our team today to discuss your applications, aims and requirements.

There are no limits, only Infinite Possibilities.®

Call +44 (0) 1684 294090  
or visit [quickgrind.com](http://quickgrind.com)

## Ordering is as easy as **one, two, three**

### 1. Choose your shank spec

- Length • Diameter • Tolerance
- DIN or other shank standards

### 2. Choose your neck spec

- Length • Diameter • Relief

### 3. Choose your head spec

- Length • Diameter
- Tolerance • Number of flutes
- Helix angle • Anti-vibration
- Radius • Chamfer
- Radial/axial through-coolant
- Ballnose • Coating
- Chip breakers



Just tell us what you need for your job and we will make it for you. Even specials can be designed, proved and delivered in days, at a cost you could recoup on your first job.


**That's Infinite Possibilities.®**



INFINITE POSSIBILITIES.®

# Because one size doesn't always fit all

Uncoated form tool



Ask engineers what the name Quickgrind means to them and they will invariably say 'bespoke tooling'. And whilst we do have a standard tooling range – some 400+ go-to cutters – our non-standard service is still central to what we do.

To help you identify which of our tools are suitable for the Infinite Possibilities® process simply look for the infinity icon in the list of tooling features. It looks like this...



Look out for this icon to see which of our tools is Infinite Possibilities® compatible

Shown here are examples of just some of the bespoke aluminium tools we have designed and made for our clients.

Why not ask us what we can do for you?



Dovetail undercut with TX-R coating

Caiman 5 flute chip breaker



Panther step drill with TX-R coating



Uncoated Orbis lollipop



## Quality and inspection

Our Quality Management System defines the strategic organisational objectives, policies and procedures associated with all quality-related activities.

We have established, documented, implemented and maintain a Quality Management System that is designed to comply with the requirements of ISO 9001:2015. Quickgrind is committed to both satisfying all applicable requirements and to continually improving their effectiveness.

Our inspection processes form a key part of the Quality Management System with all tools, both new and remanufactured, undergoing stringent pre- and post-production calibration and measurement checks using the very latest equipment and technology, including Bruker Alicona optical metrology machines and Walter Helichack measuring machines.



# Innovating for unlimited potential

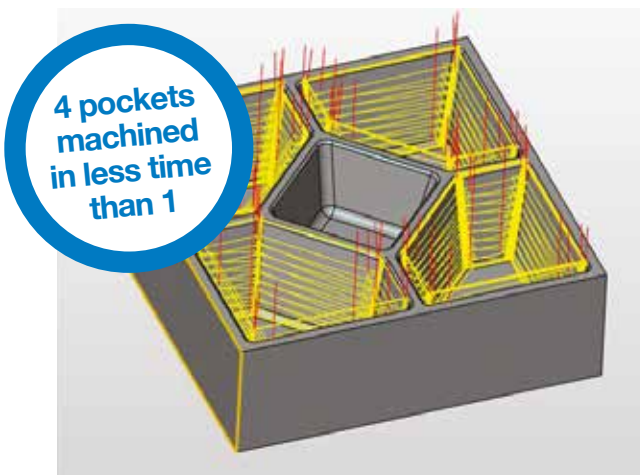
Eliminator is an exciting range of barrel tools that takes the arc segment of a circle to form the radius of the flute, enabling improved step down strategies when compared to ballnose endmills and reducing cycle times by up to 90%.

Until now the conventional way to produce a required finish was to use a ballnose. This limits the step down, generally calculated as  $ap = 0.02 \times D1$ . For example, a 10.00mm diameter ballnose can achieve an ap of 0.20mm.

Increasing the step down would normally require a much larger diameter cutter which would not be practical – the Eliminator barrel tool does not have such limitations. The contact area is much greater because the flute radius is adapted from the segment of a much larger circle. If you wanted to increase the step down from 0.20mm to 5.00mm you would need a 250mm diameter ballnose. However, by taking a segment of a 250mm diameter circle to form the flute of your tool, and applying this to any diameter tool, you can achieve a 5.00mm step down.

Available in (pictured left to right above) concave, lens type, tangential, form F and conical versions with geometries, number of flutes and dimensions to suit your individual applications, Eliminator significantly reduces finishing cycle times on deep pockets, shallow pockets with small radii, hard to reach faces, radial and tangential faces, blisks, vanes and moulds which would all normally require a ballnose.

**Start your cycle time  
and finishing revolution today.**  
Call +44 (0) 1684 294090  
or visit [quickgrind.com](http://quickgrind.com)



## Eliminator

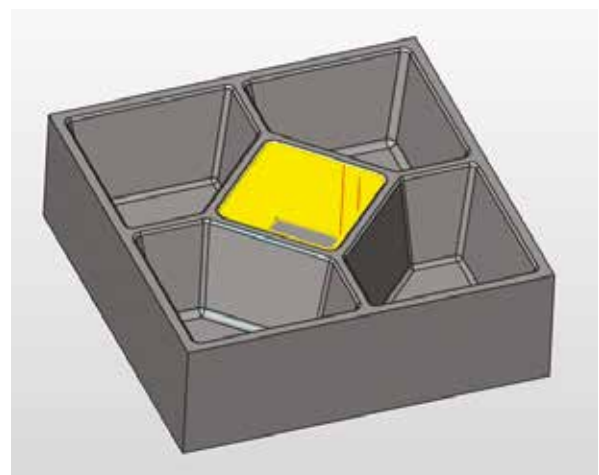
12mm Ø R3 conical barrel tool with 250mm flute radius

Spindle speed – 7,958 rpm

Feedrate – 2,984 mm/min

2 minutes 11 seconds for each pocket

**4 pockets machined in 8 minutes 46 seconds**



## Ballnose

6mm Ø ballnose

Spindle speed – 10,610 rpm

Feedrate – 2,122 mm/min

1 x middle pocket only

**1 pocket machined in 9 minutes 24 seconds**

∞	S	M			UNCOATED	TX-R	TX-G
Z3	Z4	Z5	Z6	Z7	Z8		

# Transforming

## finishing and semi-finishing strategies

Quickgrind’s Eliminator barrel tools are revolutionising finishing and semi-finishing strategies on a wide range of components in motor racing to mould and die, and aerospace to medical, including turbine blades and blisks.

By implementing highly efficient machining processes we are able to realise substantial gains from effective cost reductions per part, by as much as 25% or more, to free-up valuable machine hours. Machine times are a costly element in all production processes and cycle time reductions of 25% are hard to achieve and limited to the machine’s capabilities. By using our Eliminator range to greatly reduce finishing process times these savings become a reality.



Force-resistive submicrograin carbide for strength and toughness

Precision ground shank suitable for all types of tool holder

TX-R coating for longer tool life and wear resistance

### Applications

- Replaces scanning with ballnose and corner radius endmills
- Highly efficient finishing and semi-finishing
- Profiling, flanks and steep walls
- Mill faces and blends with one tool
- Machining steep or flat planes
- Faces with minimal curvature

### Benefits

- Up to 90% cycle time reduction achievable
- Increased ap (step down) – greatly reduced machining time
- Smaller cusp (scallop) height
- Tool path distance greatly reduced – better for your machine
- Two-in-one tool – side cutting and ballnose cutting
- Low Ra finish
- Reduced effects of thermal deformation (heat transfer)
- Long tool life
- Suitable for sharpening and recoating multiple times with our QuickEdge programme

Optimised geometries for high performance machining and durability

Conical, lens, tangential, form F and concave (shown) for a wide range of applications

Numerous flute configurations available



High Technology Lollipop Cutters



**TAKUMI**  
PRECISION  
ENGINEERING

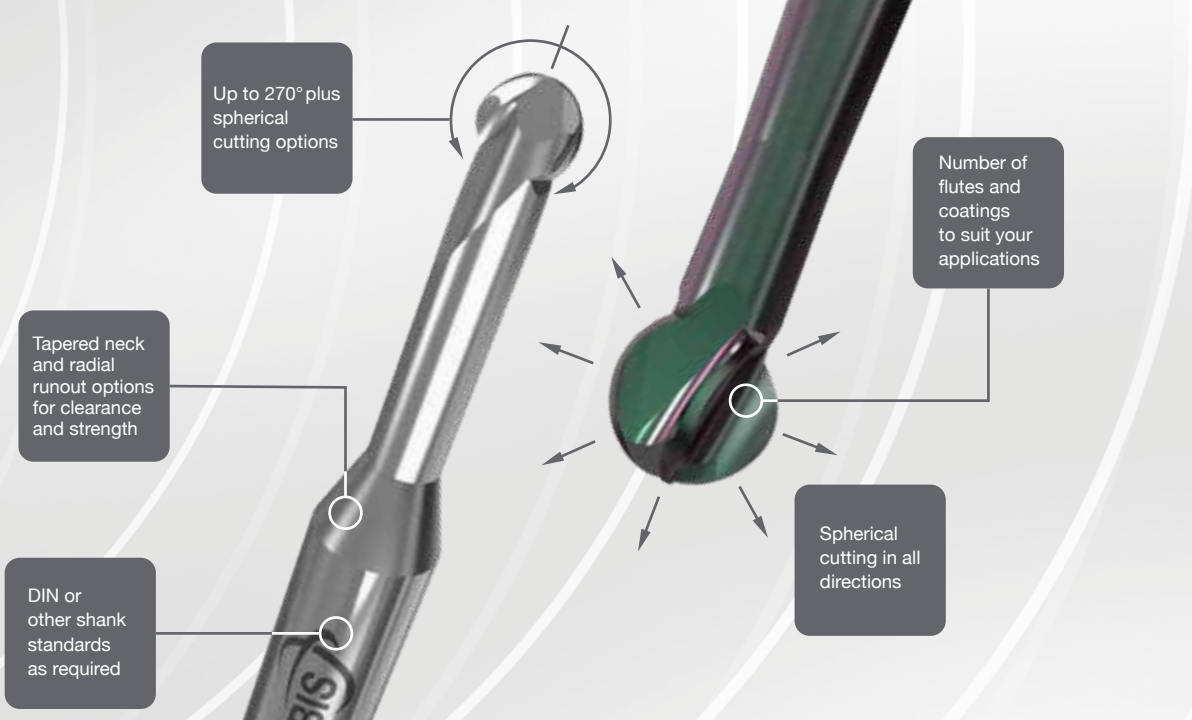
Orbis lollipops work extremely well and Quickgrind's service is second to none. The fact that they will make the tools to any design is a great help when programming parts. The flexibility in Quickgrind's manufacture process enabled us to create the exact lollipop cutter for our medical application.

*Mihail Seckie, Takumi Precision Engineering*

# A new standard for complex components

Quickgrind's Orbis high technology lollipop cutters are designed for multiple applications in materials from aluminium to peek.

Lollipop tools are often only used for undercuts and de-burring. Orbis is setting new standards of unrivalled high performance and surface finish in applications and component features that have previously caused many issues.



## Applications and benefits

- Spherical cutting in all directions
- Sphere angle only limited by neck diameter
- Huge options of neck reach and diameter
- Flute number to suit your application
- Uncoated and coated
- High speed cutting HSC
- Machine manifolds and ports
- Helical interpolation
- Milling of complex thin walled components
- Machining contour shapes





High Technology Lollipop Cutters

# Innovation with precision

Available with any number of flutes to suit your application and in a choice of diameter, reach and overall length, Orbis lollipop cutters are ideal for 5-axis tube milling and machining contour shapes.

The tools featured here have been designed with a reduced neck to give full access. They are suitable for fine finishing of irregular, uneven surfaces and can be specified with material-specific geometries and coatings for aluminium.

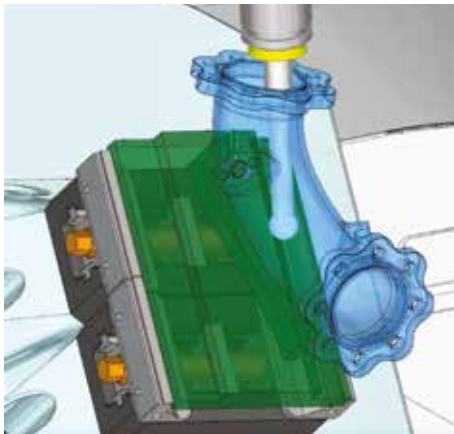



Image: 5X Technologies



Scan the QR code to see how we achieved an 80% cycle time saving on this part



The quality of Quickgrind's tools and their speed of delivery is truly world class. We specify tolerances such as +/- 10µm on diameter and form and other suppliers are not able to compete. We are able to spend less time chasing tooling suppliers and worrying about accuracy issues, and more time focussing on what we do best.



## Automotive manifold

### Component information

- Material: T6511 tempered aluminium alloy
- Tool: 16mm 3 flute Orbis lollipop cutter
- Speed: 12,870rpm
- Feed rate: 4,280mm/min
- Depth of cut: 3.00mm
- Total cycle time: 2 hours 13 minutes for complete part

### Key benefits

- One operation machining from both sides
- Simplify machining of complex, hard to reach features
- Unlock pioneering tube milling strategies
- Dramatically reduce cycle times



High Performance End Mills

Tool shown 721160

# Balanced 3 flute

## for high speed milling

The QAlu is a high performance 3 flute solid carbide end mill designed with 3 teeth to centre for balanced HSM.

Open gullets within the geometry allow for ramping and plunging at higher feed rates while the TX-R coating and polished flutes enhance performance and finish. QAlu is excellent for roughing and finishing.

Designed with sharp corner geometry  
QAlu is ideal for machining square corners in manufactured parts.



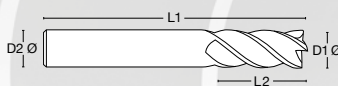
Tool shown 721030



Ramping and plunging at high feeds

- TX-R is a ta-C PVD Arc coating with a thickness of <math><0.5\mu\text{m}</math>
- Hardness HV 0.02 >5000
- Oxidation temperature 500°C
- Coefficient of friction <math><0.1</math>
- Process temperature below 180°C
- Very good, typically class 1 adhesion

Sharp corner edge geometry for clean cutting and finishing



### QAlu 3 flute end mill for aluminium alloys and non-ferrous materials

D1 Ø mm	D2 Ø mm	L1 mm	L2 mm	Teeth Z	Stock code
3.00	3.00	50.00	12.00	3	721030
4.00	4.00	51.00	16.00	3	721040
5.00	5.00	51.00	20.00	3	721050
6.00	6.00	58.00	24.00	3	721060
8.00	8.00	64.00	25.00	3	721080
10.00	10.00	73.00	27.00	3	721100
12.00	12.00	84.00	32.00	3	721120
16.00	16.00	93.00	39.00	3	721160
20.00	20.00	105.00	42.00	3	721200

See pages 26/27 for cutting data

**QAlu-R**

High Performance Roughing End Mills

Tool shown 942120

# Trochoidal roughing

## of aluminium

QAlu-R is a high performance aluminium cutter with flat-crested-style geometry for enhanced performance in roughing applications.

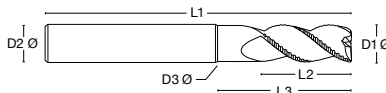
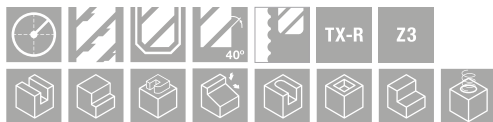
QAlu-R can be used in conventional and trochoidal machining strategies with lower power requirements. It has variable index and helix and comes with TX-R coating.



Tool shown 942060



Variable index and helix with TX-R coating



**QAlu-R** 3 flute roughing end mill for aluminium alloys and non-ferrous materials

D1 Ø mm	D2 Ø mm	D3 Ø mm	L1 mm	L2 mm	L3 mm	Chamfer x 45°	Teeth Z	Stock code
6.00	6.00	5.70	58.00	13.00	23.00	0.10	3	942060
8.00	8.00	7.70	64.00	18.00	28.00	0.20	3	942080
10.00	10.00	9.50	73.00	21.00	31.00	0.25	3	942100
12.00	12.00	11.50	84.00	25.00	35.00	0.30	3	942120
16.00	16.00	15.30	93.00	32.00	50.00	0.45	3	942160
20.00	20.00	19.30	105.00	40.00	60.00	0.50	3	942200

See pages 26/27 for cutting data

# A coated 3 flute

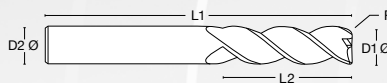
for excellent surface finishes

QAlu-CR is a high performance 3 flute solid carbide end mill with corner radii for machining aluminium and non-ferrous materials. The special 3 flute geometry and TX-R coating enhances tool life and achieves excellent surface finishes.

Tool shown 124121

Force-resistive submicrograin carbide for strength and toughness

Special 3 flute geometry with TX-R coating



Corner radii for machining aluminium and non-ferrous

Tool shown 124204

Tool shown 124030

TX-R coating for extended tool life

**QAlu-CR** 3 flute roughing end mill for aluminium alloys and non-ferrous materials

D1 Ø mm	D2 Ø mm	L1 mm	L2 mm	R mm	Teeth Z	Stock code
3.00	3.00	50.00	12.00	0.25	3	124030
3.00	3.00	50.00	12.00	0.50	3	124031
3.00	3.00	50.00	12.00	0.75	3	124032
4.00	4.00	51.00	16.00	0.25	3	124040
4.00	4.00	51.00	16.00	0.50	3	124041
4.00	4.00	51.00	16.00	0.75	3	124042
5.00	5.00	51.00	20.00	0.25	3	124050
5.00	5.00	51.00	20.00	0.50	3	124051
5.00	5.00	51.00	20.00	0.75	3	124052
6.00	6.00	58.00	24.00	0.50	3	124060
6.00	6.00	58.00	24.00	1.00	3	124061
6.00	6.00	58.00	24.00	1.50	3	124062
6.00	6.00	58.00	24.00	2.00	3	124063
8.00	8.00	64.00	25.00	0.50	3	124080
8.00	8.00	64.00	25.00	1.00	3	124081
8.00	8.00	64.00	25.00	1.50	3	124082
8.00	8.00	64.00	25.00	2.00	3	124083
8.00	8.00	64.00	25.00	3.00	3	124084
10.00	10.00	73.00	27.00	0.50	3	124100
10.00	10.00	73.00	27.00	1.00	3	124101
10.00	10.00	73.00	27.00	1.50	3	124102
10.00	10.00	73.00	27.00	2.00	3	124103
10.00	10.00	73.00	27.00	3.00	3	124104
12.00	12.00	84.00	32.00	0.50	3	124120
12.00	12.00	84.00	32.00	1.00	3	124121
12.00	12.00	84.00	32.00	1.50	3	124122
12.00	12.00	84.00	32.00	2.00	3	124123
12.00	12.00	84.00	32.00	3.00	3	124124
16.00	16.00	93.00	39.00	0.50	3	124160
16.00	16.00	93.00	39.00	1.00	3	124161
16.00	16.00	93.00	39.00	1.50	3	124162
16.00	16.00	93.00	39.00	2.00	3	124163
16.00	16.00	93.00	39.00	3.00	3	124164
20.00	20.00	105.00	42.00	0.50	3	124200
20.00	20.00	105.00	42.00	1.00	3	124201
20.00	20.00	105.00	42.00	1.50	3	124202
20.00	20.00	105.00	42.00	2.00	3	124203
20.00	20.00	105.00	42.00	3.00	3	124204

See pages 26/27 for cutting data


**ALLIGATOR DUO**

High Performance End Mills

# High feed

## with excellent finish


The Alligator Duo 2 flute end mill is designed for machining a wide range of non-ferrous materials such as aluminium alloys.

A well-proven, tried and tested design it has been used for many years on a huge range of components from aerospace and motorsport to mould and die parts.

The flute design and end geometry allow for high speed and feed rates with excellent chip clearance and high material removal rates.

Alligator Duo is especially suitable for roughing strategies and with its sharp corner geometry and no corner breaks is very useful when machining square corners in manufactured parts.

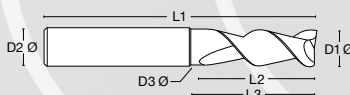
Tool shown 198477



Force-resistive submicrograin carbide for strength and toughness

Superior primary relief grinding

Sharp corner edge geometry for clean cutting and finishing



### Alligator Duo 2 flute end mill for aluminium

D1 Ø mm	D2 Ø mm	D3 Ø mm	L1 mm	L2 mm	L3 mm	Square corner	Teeth Z	Stock code
3.00	6.00	2.80	58.00	12.00	20.00	Yes	2	198405
4.00	6.00	3.80	58.00	12.00	20.00	Yes	2	198408
5.00	6.00	4.80	58.00	18.00	24.00	Yes	2	198411
6.00	6.00	5.80	58.00	18.00	30.00	Yes	2	198414
8.00	8.00	7.80	64.00	18.00	30.00	Yes	2	198474
10.00	10.00	9.80	73.00	22.00	35.00	Yes	2	198480
12.00	12.00	11.80	84.00	26.00	45.00	Yes	2	198477
16.00	16.00	15.80	93.00	32.00	50.00	Yes	2	198486
20.00	20.00	19.80	105.00	38.00	55.00	Yes	2	198484

See pages 26/27 for cutting data



End geometry allows for high speeds and feeds

Tool shown 198474

 **ALLIGATOR** DUO Ball nose  
High Performance Ball Nose End Mills

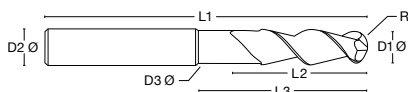
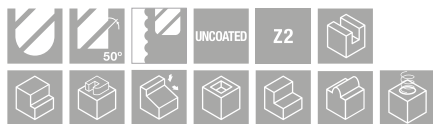
Tool shown 298480

# The ball nose with bite

The Alligator Duo 2 flute ball nose is part of our successful Alligator end mill range and offers exceptional performance in non-ferrous materials including aluminium and aluminium alloys.

Copy milling, contour milling and profile milling are all strategies where this tool excels, providing a high degree of swarf removal and resistance to tool wear.

Our standard uncoated Duo ball nose comes in 6.00 to 16.00mm diameter and up to 93.00mm overall length and is ideal for most applications.



## Alligator Duo 2 flute ball nose for aluminium

D1 Ø mm	D2 Ø mm	D3 Ø mm	L1 mm	L2 mm	L3 mm	R mm	Teeth Z	Stock code
6.00	6.00	5.80	58.00	18.00	30.00	3.00	2	298415
8.00	8.00	7.80	64.00	18.00	30.00	4.00	2	298475
10.00	10.00	9.80	73.00	22.00	35.00	5.00	2	298481
12.00	12.00	11.80	84.00	26.00	45.00	6.00	2	298479
16.00	16.00	15.80	93.00	32.00	50.00	8.00	2	298480

See pages 26/27 for cutting data



Tool shown 298415

Uncoated  
for most  
applications

**ALLIGATOR TRIO**

High Performance End Mills

Tool shown 398429

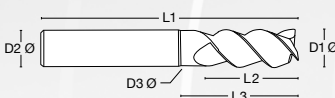
# Performance enhanced

with high material removal rates

The Alligator Trio 3 flute end mill is ideal for high productivity machining of aluminium and other non-ferrous materials. Superior grinding techniques provide high material removal rates and excellent chip evacuation.

It is suitable for HSM, slotting, roughing, finishing, trochoidal milling, profiling in mould and die, aerospace and other applications.

Superior primary relief grinding



## Alligator Trio 3 flute end mill for aluminium

D1 Ø mm	D2 Ø mm	D3 Ø mm	L1 mm	L2 mm	L3 mm	Chamfer x 45°	Teeth Z	Stock code
3.00	6.00	2.80	58.00	8.00	16.00	0.05	3	398405
4.00	6.00	3.80	58.00	11.00	18.00	0.06	3	398408
5.00	6.00	4.70	58.00	13.00	20.00	0.06	3	398411
6.00	6.00	5.60	58.00	13.00	20.00	0.08	3	398414
8.00	8.00	7.50	64.00	19.00	25.00	0.10	3	398421
10.00	10.00	9.50	73.00	22.00	30.00	0.15	3	398429
12.00	12.00	11.50	84.00	26.00	36.00	0.15	3	398435
16.00	16.00	15.50	93.00	32.00	42.00	0.20	3	398444
20.00	20.00	19.50	105.00	38.00	50.00	0.25	3	398452

See pages 26/27 for cutting data



Tool shown 398411



High Performance End Mills

Tool shown 698411

# The choice

## for 6000/7000 series aluminium

The Caiman is fast becoming the preferred tool when machining 6000 and 7000 series aluminium. Roughing and finishing applications at high speeds and feed rates are where this tool really performs.

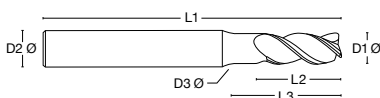
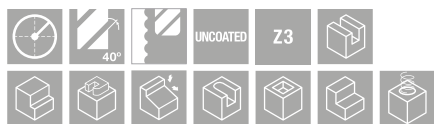
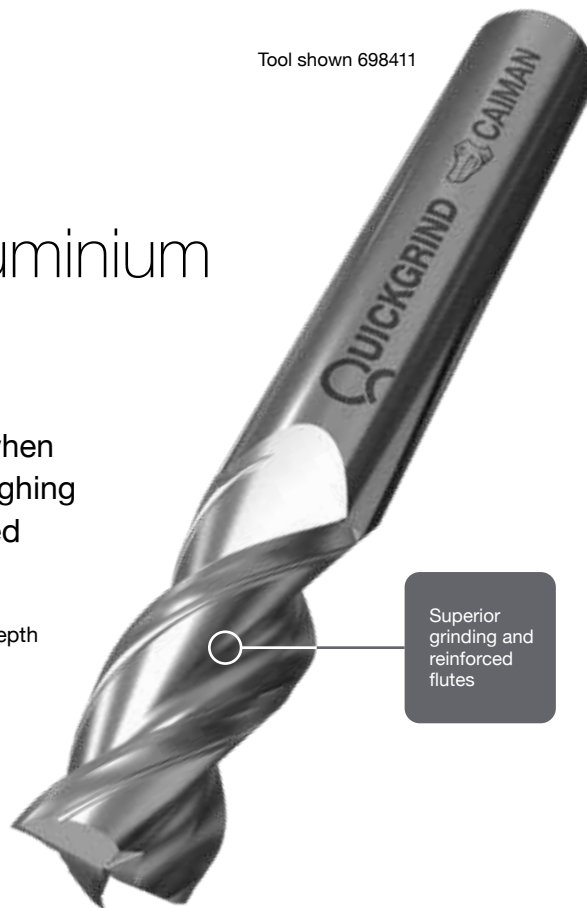
Combine this with trochoidal milling where 25% + width of cut ( $a_e$ ) and depth of cuts ( $a_p$ ) of 2-3 x D are possible, this tool provides high levels of MRR and excellent swarf evacuation resulting in very long tool life.



Tool shown 698405

Optimised flute design for maximum chip space and swarf evacuation

Superior grinding and reinforced flutes



### Caiman 3 flute end mill for 6000/7000 series aluminium

D1 Ø mm	D2 Ø mm	D3 Ø mm	L1 mm	L2 mm	L3 mm	Square corner	Teeth Z	Stock code
3.00	6.00	2.80	58.00	8.00	13.00	Yes	3	698405
4.00	6.00	3.80	58.00	12.00	18.00	Yes	3	698406
5.00	6.00	4.70	58.00	14.00	20.00	Yes	3	698407
6.00	6.00	-	58.00	14.00	-	Yes	3	698408
8.00	8.00	-	64.00	19.00	-	Yes	3	698409
10.00	10.00	-	73.00	22.00	-	Yes	3	698410
12.00	12.00	-	84.00	26.00	-	Yes	3	698411
16.00	16.00	-	93.00	32.00	-	Yes	3	698412
20.00	20.00	-	105.00	38.00	-	Yes	3	698413


See pages 26/27 for cutting data

# Two (three, four, five) heads are better than one

Combining the performance and durability of solid carbide with the modularity of inserts the new ModX<sup>®</sup> range from Quickgrind gives you the best of both worlds, but without the compromise of either.

## Features and benefits

- Carbide shank with 2µm tolerance for accurate, reliable machining
- Unique ModX<sup>®</sup> locking mechanism for maximum coupling stability between shank and head
- Modular shank system and interchangeable heads means reduced costs
- Infinite Possibilities<sup>®</sup> compatible – full customisation including shank length, head length, diameter, coatings and more
- QuickCam<sup>®</sup> compatible – we will work with you to produce the optimum machining strategies for your operations
- QuickEdge<sup>®</sup> compatible – heads can be remanufactured to as-new for up to 9x extra usage
- Cost-effective shipping – less weight equals reduced costs
- Environmentally friendly – reduces the need for virgin carbide, a finite natural resource





**End mills**

A collection of 4 to 7 flute square and corner rounded variable end mills with a choice of coatings and geometries for aluminium and non-ferrous in a wide range operations.



**Ball nose end mills**

A choice of 2 and 4 flute ball nose end mills with flute lengths to suit your applications, and coatings to aid chip flow and resist wear.



**Barrel tools**

Revolutionising finishing and semi-finishing strategies and slashing cycle times by up to 90%, our barrel tools come in a wide range of geometries including conical, convex, tangential, lens and type-F.



**Roughing end mills**

This high performance aluminium cutter with flat-crested-style geometry has enhanced performance in roughing applications. It is ideal for conventional and trochoidal machining strategies and also has variable index and helix.



**Aluminium specialists**

A range of 2 to 3 flute end mills, ball nose end mills and roughing end mills designed for machining a wide range of aluminium alloys and other non-ferrous materials in aerospace, motorsport and mould and die.



**Chamfer tools**

Suitable for aluminium and non-ferrous materials and can be used for many machining operations from chamfering to bevelling, deburring, spotting and countersinking. Our standard chamfer tool has a 90° inclusive point angle.

**Working with you to transform your operations**

The modular heads you see here are just a selection of the tools we can offer. Talk to us about your machining operations and we will work with you to find the perfect combination of tool and cutting strategy to achieve the optimum results.

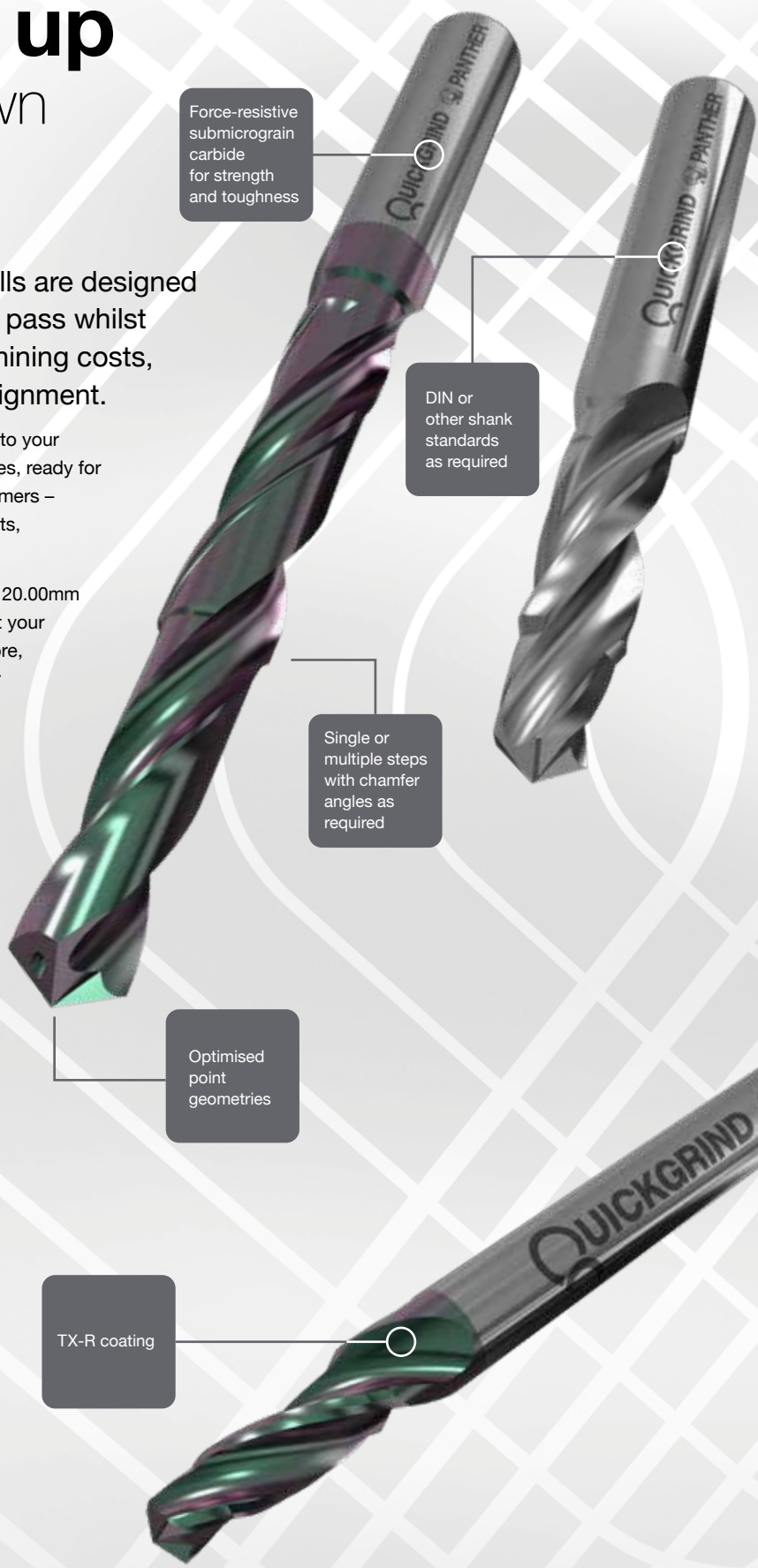
# Accuracy up cycle times down

Our Panther multi-diameter drills are designed to create multiple bores in one pass whilst reducing cycle times and machining costs, all with highly accurate bore alignment.

These application-specific drills are designed to your requirements and are used for pre-drilling bores, ready for follow-on tools such as machine taps and reamers – for example prior to threading in hydraulic ports, whether two, three or more diameters.

Available in various diameters from 3.00mm to 20.00mm and with flute and overall combinations to suit your feature, such as top chamfer, front counter-bore, single or multiple steps, with a taper, shoulder or radius.

Tools are designed with relevant geometries, with or without coatings, to suit your specifications.



**Highly accurate bores in one pass**

# Versatility

## and cost-effectiveness

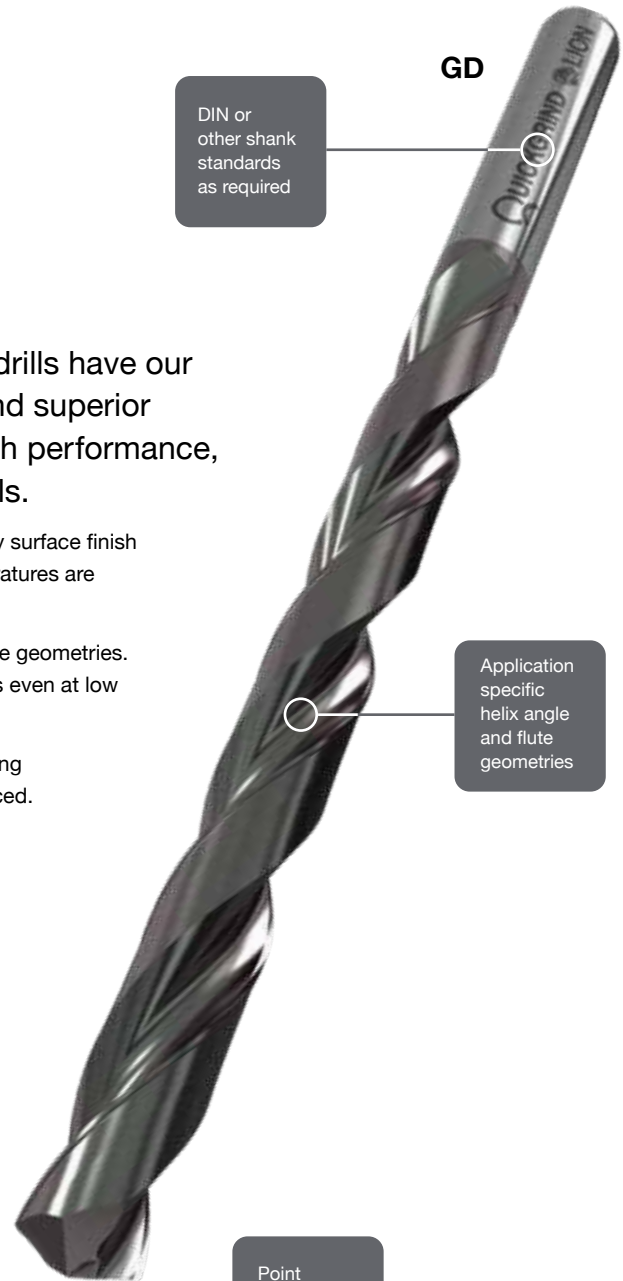
Our Lion GTC (through-coolant) and GD (solid) drills have our unique blend of micrograin carbide substrate and superior coatings, providing a recipe that guarantees high performance, cost-effective drilling in a wide range of materials.

Quickgrind's high quality manufacturing processes ensure a high quality surface finish and excellent coating for optimal chip evacuation. High process temperatures are dissipated safely and effectively.

Lion drills can be designed with application-specific helix angle and flute geometries. The flute form geometry delivers optimal chip generation characteristics even at low cutting speeds.

The GTC through-coolant version ensures perfect penetration and cutting characteristics. Cutting forces and temperatures are considerably reduced.


With their precision-ground point geometry and strong rake angle, combined with high wear and low coefficient of friction coating, Lion GTC and GD drills are versatile and effective in numerous applications. Whether you go for the through-coolant or solid variant, these drills deliver incredible performance at depths of 3xD to 10xD.



DIN or other shank standards as required

Application specific helix angle and flute geometries

Point geometries and margin options



**GTC**

Micrograin solid carbide and a choice of coatings (TX-R shown)

Through-coolant ensures perfect penetration and cutting characteristics

# Process-reliable

## deep hole drilling

The Leopard DHD rises to the challenge of deep hole drilling with reliable efficiency, up to 50xD.


Each tool is produced with perfect symmetry – geometries, tolerances and point angles are all optimised for the best possible performance.

Correct procedures need to be adopted for successful drilling of deep holes  $\geq 20xD$  and above. Always use a Quickgrind pilot drill (designed +0.02-0.05mm larger than the long drill diameter) and drill to 3-6xD (depending on drill depth) in preparation for the long series drill.

The follow-on drill should enter without coolant and at a much reduced speed and feed, stopping short of the drilled depth. Run at selected higher speed and with coolant before proceeding.

Pecking is recommended on some applications and full retraction of the drill on horizontal operations must be considered. Once full depth is achieved reduce speed and feed on retraction.

As with all drilling applications there are many variables which is why we recommend discussing with our technical team who will help with drill selection and design.





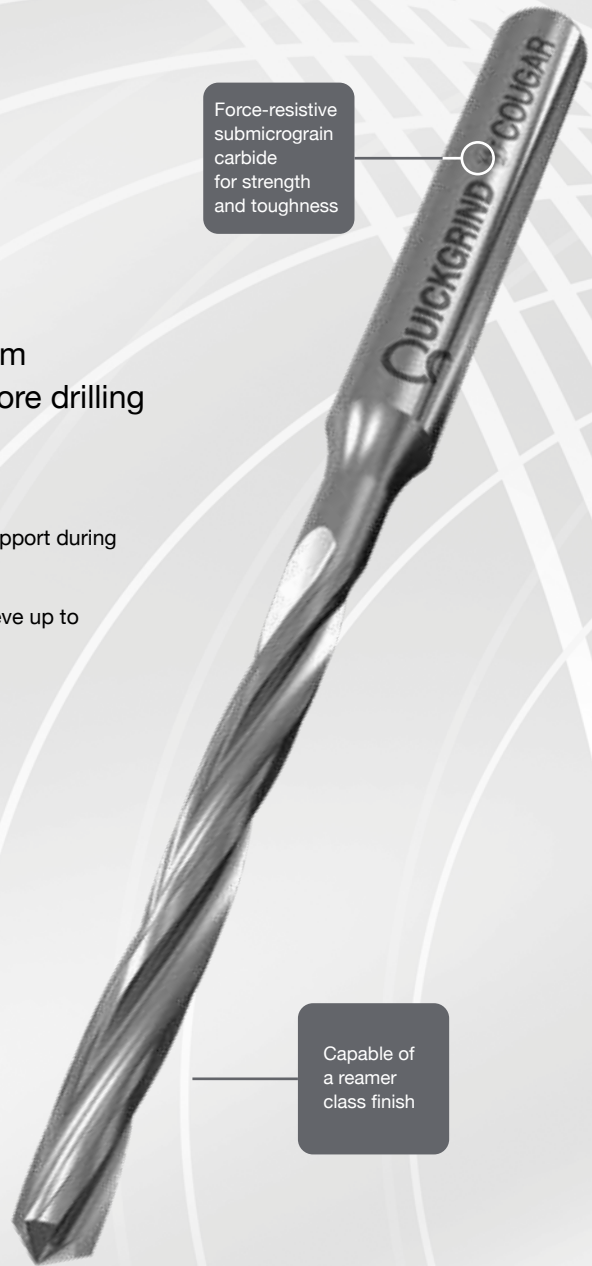
# High feed accurate holes

Cougar TF (three flute) drills are used on aluminium and non-ferrous materials and are designed for core drilling and opening out existing bores.

The three flutes allow direct penetration without the need for pre-centring.

Cougar drills are capable of achieving a reamer class finish with added support during the cutting process due to the extra flute.

With three flute drills, under the right circumstances, it is possible to achieve up to 50% higher feed rate per revolution.



Force-resistant submicrograin carbide for strength and toughness

Capable of a reamer class finish

Designed for direct penetration





High Performance Solid Carbide Drills



# Straight to the point

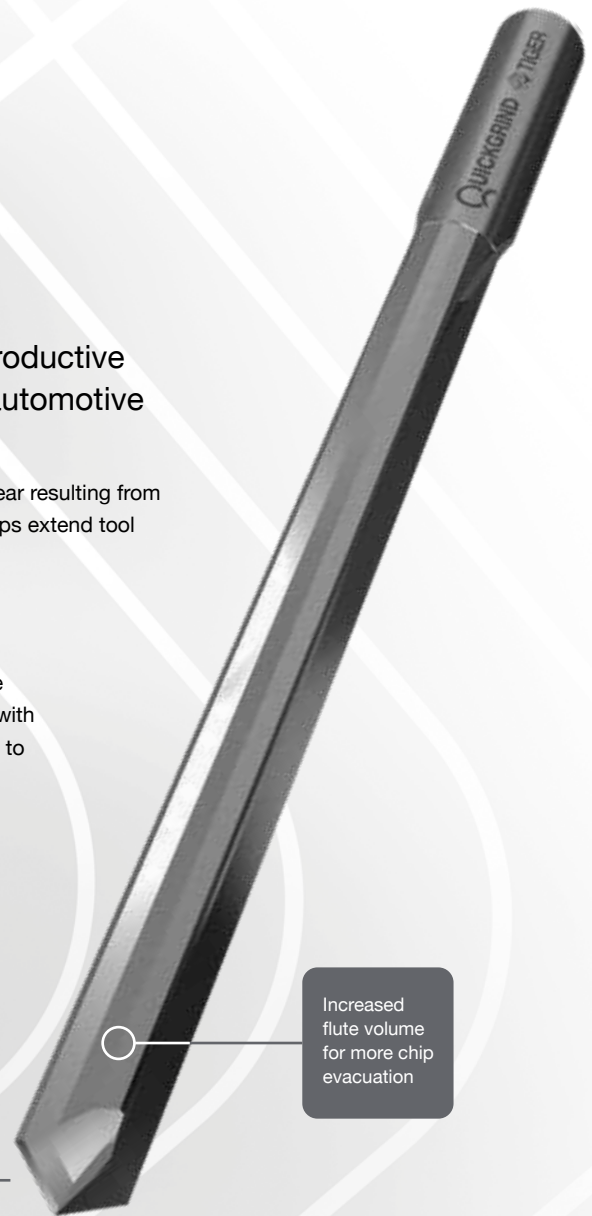
Tiger straight flute drills are designed for highly productive holemaking in aluminium components including automotive and aerospace.

Their dedicated substrate and optional coatings withstand the abrasive wear resulting from high speeds and temperatures, typical in aluminium silicon alloys. This helps extend tool life and improve productivity.

These drills are also ideal for pre-tapping hole sizes, chamfer holes, radii and multi-step forms.

Tiger drills support complex, multi-step applications and are custom made to suit your precise component requirements. Features include step angles with chamfer and radii, point angle and up to 8xD capability. All of this adds up to high productivity and long tool life, providing you with a low cost per hole.

Like all our drills, Tiger is designed for multiple remanufactures, guaranteeing you new tool performance again and again.



Also available with through-coolant

Increased flute volume for more chip evacuation

# TX

ta-C Coating

## A smooth ta-C coating

Superseding conventional DLC coatings, our TX-R and TX-G advanced coatings have been developed for the machining of aluminium and non-ferrous materials. With an sp<sup>3</sup> content of 60%-70% they reach a hardness of over 5000HV.

These thin, smooth and extremely hard coatings are designed to maintain maximum cutting edge sharpness when machining high Si content aluminium alloys.

The TX range also excels in cutting soft noble metals like gold, silver and copper as well as lead-containing and lead-free bronzes and brass alloys. Their variable thickness, very low coefficient of friction and anti-stick properties makes them excellent for machining sticky materials where they avoid build-up on the sharp cutting edge.

Combined with our special grinding knowledge and techniques TX coatings have proven to be a very economical solution for machining difficult materials, reducing the need for expensive PCD inserts and diamond-coated tools.



TX-coated tools are also suitable for remanufacture and recoating thereby bringing even greater savings.



### Technical data required

Coating material	ta-C*
Coating thickness	0.5-3µm
Deposition process	PVD Arc
Hardness HV 0.02	>5000
Oxidation temperature	500°C
Coefficient of friction	<0.1
Process temperature	Below 180°C
Adhesion	Very good, typically class 1
Colours	TX-R – rainbow TX-G – dark grey/ black

\*Tetrahedral amorphous carbon  
(also known as diamond-like carbon)

Name	Colour	Thickness	Recommended applications
TX-R (rainbow)		<0.5µm	Soft non-ferrous/metal machining (Al, Mg etc)
TX-G (general)		<0.6-1µm	Non-ferrous/metal machining AlSi and auto parts, injection moulds & dies

# Technical data

## Milling formula

$$\text{Cutting speed (Vc)} \\ \frac{d \times \pi \times n \text{ (M/min)}}{1000}$$

$$\text{Spindle speed (n)} \\ \frac{Vc \times 1000 \text{ (rpm)}}{\pi \times d}$$

$$\text{Feed per tooth (Fz)} \\ \frac{Vf \text{ (mm)}}{z \times n}$$

$$\text{Table feed (Vf)} \\ Fz \times z \times n \text{ (mm/min)}$$

Vc = cutting speed (m/min); z = number of flutes; Fz = feed per tooth (mm); n = spindle speed (rpm); d = tool diameter (mm); π = 3.142  
 ap = depth of cut (mm); ae = width of cut

## Calculation of average chip thickness

$$hm = Fz \sqrt{\frac{ae}{d}}$$

$$Fz = hm \sqrt{\frac{d}{ae}}$$

ae max = maximum lateral infeed depending on the material to be machined (mm); Fz = feed per tooth (mm); hm = average chip thickness (mm);  
 d = tool diameter (mm)

## Workpiece materials key

Non-ferrous	N1	Aluminium < 10% Si	Aluminium/Aluminium Alloys < 10% Si
	N2	Aluminium > 10% Si	Aluminium/Aluminium Alloys > 10% Si
	N3	Copper/copper alloys, Brass/bronze	Brass, Cu/Cu Alloys/Magnesium

## Cutting data – end mills

Tool diameter (mm)		Feed recommendations					
		3.00	4.00	5.00	6.00	8.00	
		Vc (M/min)	Feed per tooth (mm)				
Non-ferrous	N1	300-550	0.028-0.042	0.030-0.044	0.045-0.050	0.050-0.060	0.065-0.072
	N2	200-350	0.025-0.040	0.028-0.042	0.025-0.040	0.045-0.052	0.058-0.065
	N3	120-220	0.020-0.032	0.022-0.035	0.025-0.032	0.030-0.038	0.036-0.046
Tool diameter (mm)		Feed recommendations					
		10.00	12.00	16.00	20.00	-	
		Vc (M/min)	Feed per tooth (mm)				
Non-ferrous	N1	300-550	0.068-0.076	0.080-0.100	0.100-0.200	0.200-0.300	-
	N2	200-350	0.065-0.072	0.068-0.085	0.080-0.095	0.100-0.200	-
	N3	120-220	0.046-0.051	0.052-0.063	0.068-0.085	0.080-0.100	-

Note: Cutting data recommendations are guidelines only and are based on ideal cutting conditions.

## Cutting data – ball nose end mills

Tool diameter (mm)		Feed recommendations							
		3.00	4.00	5.00	6.00	8.00			
		ap	ae	Vc (M/min)	Feed per tooth (mm)				
Non-ferrous	N1	0.1 x D	0.5 x D	300-500	0.075	0.080	0.100	0.120	0.150
	N2	0.1 x D	0.5 x D	250-300	0.060	0.070	0.080	0.100	0.125
	N3	0.1 x D	0.5 x D	250-300	0.060	0.070	0.080	0.100	0.125
Tool diameter (mm)		Feed recommendations							
		10.00	12.00	16.00	20.00	-			
		ap	ae	Vc (M/min)	Feed per tooth (mm)				
Non-ferrous	N1	0.1 x D	0.5 x D	300-500	0.175	0.200	0.250	0.280	-
	N2	0.1 x D	0.5 x D	250-300	0.150	0.175	0.200	0.250	-
	N3	0.1 x D	0.5 x D	250-300	0.150	0.175	0.200	0.250	-

Note: Cutting data recommendations are guidelines only and are based on ideal cutting conditions.

## Cutting data – Eliminator barrel tools

Tool diameter (mm)		Feed recommendations					
		6.00	8.00	10.00	12.00	16.00	
		Vc (M/min)	Feed per tooth (mm)				
Non-ferrous	N1	250-500	0.045-0.060	0.060-0.075	0.065-0.090	0.085-0.110	0.090-0.120
	N2	150-350	0.045-0.060	0.060-0.075	0.065-0.090	0.085-0.110	0.090-0.120
	N3	130-275	0.035-0.050	0.050-0.065	0.055-0.080	0.080-0.100	0.090-0.115

Notes: Lower Vc needs to be chosen for the small end diameter and higher Vc on the larger diameters. Data shown is based on the shank diameter.

## Cutting data – aluminium conventional milling

Tool diameter (mm)		Feed recommendations					
		3.00	4.00	5.00	6.00	8.00	
		Vc (M/min)	Feed per tooth (mm)				
Non-ferrous	N1	300-550	0.028-0.042	0.028-0.050	0.050-0.063	0.052-0.065	0.070-0.082
	N2	200-350	0.028-0.042	0.028-0.050	0.050-0.063	0.052-0.065	0.070-0.082
	N3	120-220	0.020-0.032	0.022-0.034	0.025-0.038	0.040-0.058	0.065-0.078
Tool diameter (mm)		10.00	12.00	16.00	20.00	-	-
		Vc (M/min)	Feed per tooth (mm)				
Non-ferrous	N1	300-550	0.100-0.140	0.120-0.152	0.170-0.182	0.185-0.220	-
	N2	200-350	0.100-0.140	0.120-0.152	0.170-0.182	0.185-0.220	-
	N3	120-220	0.090-0.120	0.100-0.130	0.132-0.150	0.145-0.180	-

Note: Cutting data recommendations are guidelines only and are based on ideal cutting conditions.

## Cutting data – trochoidal milling

Tool diameter (mm)		Feed recommendations						
		6.00	6.00	6.00	8.00	8.00	8.00	
		a <sub>e</sub>	a <sub>e</sub>	a <sub>e</sub>	a <sub>e</sub>	a <sub>e</sub>	a <sub>e</sub>	
a <sub>p</sub>		≤ 0.9 x L2	0.05 x D	0.1 x D	0.3 x D	0.05 x D	0.1 x D	0.3 x D
Non-ferrous	N1	Vc	300-500	300-500	300-500	300-500	300-500	300-500
		Fz	0.420	0.310	0.205	0.450	0.350	0.250
	N2	Vc	300-400	300-400	300-400	300-400	300-400	300-400
		Fz	0.350	0.250	0.175	0.380	0.270	0.190
	N3	Vc	250-350	250-350	250-350	250-350	250-350	250-350
		Fz	0.350	0.250	0.175	0.380	0.270	0.190
Tool diameter (mm)		10.00	10.00	10.00	12.00	12.00	12.00	
		a <sub>e</sub>	a <sub>e</sub>	a <sub>e</sub>	a <sub>e</sub>	a <sub>e</sub>	a <sub>e</sub>	
a <sub>p</sub>		≤ 0.9 x L2	0.05 x D	0.1 x D	0.3 x D	0.05 x D	0.1 x D	0.3 x D
Non-ferrous	N1	Vc	300-500	300-500	300-500	300-500	300-500	300-500
		Fz	0.450	0.350	0.250	0.500	0.360	0.250
	N2	Vc	300-400	300-400	300-400	300-400	300-400	300-400
		Fz	0.400	0.300	0.205	0.430	0.320	0.220
	N3	Vc	250-350	250-350	250-350	250-350	250-350	250-350
		Fz	0.400	0.300	0.205	0.430	0.300	0.230
Tool diameter (mm)		16.00	16.00	16.00	20.00	20.00	20.00	
		a <sub>e</sub>	a <sub>e</sub>	a <sub>e</sub>	a <sub>e</sub>	a <sub>e</sub>	a <sub>e</sub>	
a <sub>p</sub>		≤ 0.9 x L2	0.05 x D	0.1 x D	0.3 x D	0.05 x D	0.1 x D	0.3 x D
Non-ferrous	N1	Vc	300-500	300-500	300-500	300-500	300-500	300-500
		Fz	0.600	0.450	0.310	0.700	0.550	0.380
	N2	Vc	300-400	300-400	300-400	300-400	300-400	300-400
		Fz	0.550	0.400	0.290	0.600	0.450	0.320
	N3	Vc	250-350	250-350	250-350	250-350	250-350	250-350
		Fz	0.570	0.430	0.290	0.600	0.450	0.320

Note: Cutting data recommendations are guidelines only and are based on ideal cutting conditions.

# Reducing cycle times and increasing profits

Do you have a component that is taking too long to manufacture? Are you struggling to find the time and resources to investigate advanced machining and cutting tool strategies that could easily double your output? Yes? Then you need to put QuickCam to the test.

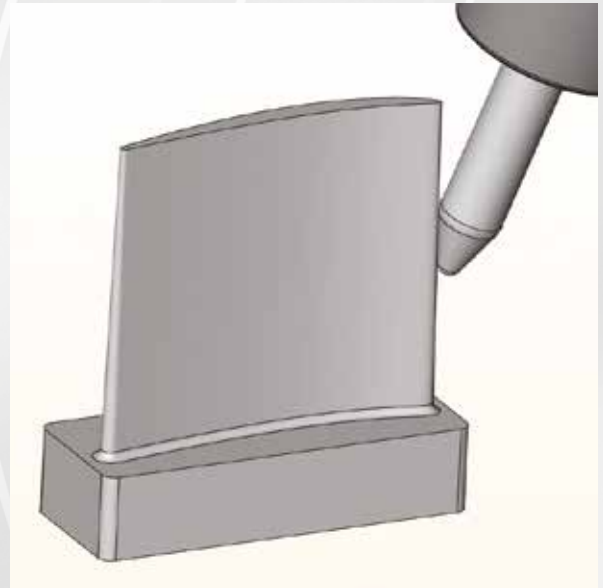


QuickCam is the advanced service from Quickgrind designed to support you with the machining of complex parts in difficult materials.

Implementing QuickCam in your business will give you reduced cycle times, leading to reduced tooling costs, increased output and improved capacity.

The bottom line? Improved throughput, more satisfied customers and increased profitability.

CAM programming is essential for maximizing your tooling investment and improving production efficiency.

Proper production engineering can eliminate up to 80% of manufacturing waste and unlock the full potential of your cutting tools.



## Benefits

- Reduced cycle time costs
- Reduced tooling costs
- Increased output
- Improved capacity
- Increased profits

## Tight timescales

No need to programme, organise standard tooling, or free-up valuable machine time

## We do the whole package

In-house tool design – no more outsourcing

## In-house technology design centre

No more waiting to get on the machines

## End-to-end service

Programming and tooling knowledge all under one roof

Your business may not have the in-house expertise and resources to programme their tooling effectively, leading to suboptimal toolpaths and cutting parameters. Leveraging production-programming expertise is the smart solution to address these challenges and optimise production while addressing application issues.

In manufacturing solutions, it's vital to distinguish between two key components: application strategies and production programming. Application strategies optimise machining and create ideal tool paths for each part, while production programming considers the machine, post-processing verification, and precise binary codes for accurate part cutting. Both application and CAM experts play a significant role in achieving optimised results by refining the tool path and ensuring precise execution by the equipment.

Thanks to CAM simulations, the outdated practice of test cuts for various cutting tool paths is largely obsolete. Modern CAM software incorporates simulation capabilities, eliminating the need to run equipment or waste materials during testing. Application experts use dedicated simulators to achieve the highest precision in perfecting the tool path.

Finding a trusted source of expertise for these procedures can be challenging, as engineering companies may overlook critical factors like machine behaviour and workholding challenges when creating CAM files. Quickgrind provides a comprehensive solution, offering expertise in optimisation, increased productivity, reduced cycle times and on-site support for verification and simulation procedures. Our team possesses intimate knowledge of tool behaviour within the manufacturing context, enabling us to apply best practices and deliver real value and enhanced productivity.

By optimising the processing data through features in CAM software a tool path can be improved by up to 50%.

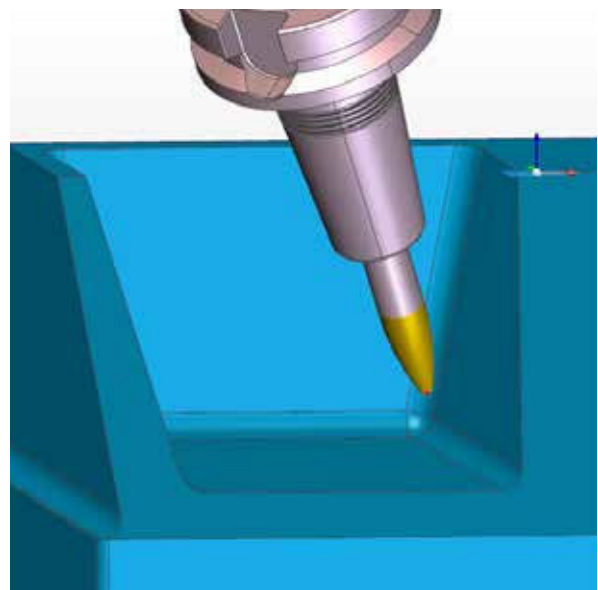
Our programming experts can guide you towards production and tool-cost savings, cycle-time reductions and improved product quality by considering customer perspectives and all factors influencing production efficiency.

Quickgrind's expertise extends beyond cutting tools to optimise every step of your production process, helping you to produce outstanding parts. We offer a holistic view, understanding each step involved, and addressing your unique tooling needs and job requirements for optimal success.

Contact us today to arrange your free initial CAM assessment.

**t** +44 (0) 1684 294090

**e** [quickcam@quickgrind.com](mailto:quickcam@quickgrind.com)



# Adding value to your tooling investment

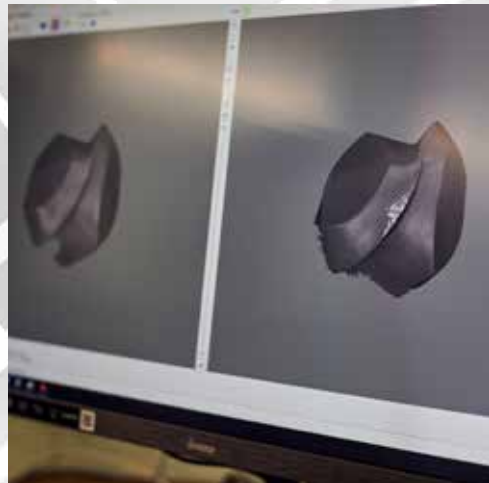
Many of our aluminium cutters are suitable for remanufacture. Our unique QuickEdge process can give you up to nine times extra usage out of your tooling, and with material (and environmental) costs increasing, the benefits of remanufacture are clear.

- Tools controlled by size, number of reissues and remanufactures
- Extremely attractive price and performance over the life of the tool
- Reduces the need for virgin raw material, a limited resource

Remanufacture doesn't mean compromising on quality. It has always been our policy to produce tools of such high quality that they can be used more than once. Which means that even after nine remanufactures you will continue to enjoy new tool performance, and a clear conscience.



Ask  
about our  
introductory  
offer today



# 24/7 control

## of your tooling inventory

Is your tooling inventory reduced to a minimum? Is it secure?  
Are your re-stocking orders generated automatically and on time?  
Do you want to reduce your tool purchase administration costs?

Quickgrind's robust, proven tool vending solutions are the answer to all these issues and more. Once we have audited your tooling requirements and consumption levels, we will supply you with a fully stocked machine (our machines can hold from 528 to 1,680+ individual tools). Usage and stock levels are then automatically monitored and replacement tools sent before your stock runs out.

And because your tooling inventory and usage levels are pre-determined, you regain complete control of your purchase administration time and costs, to as little as one purchase order and one invoice per month.

Save time and money. Take control of your tooling with a vending solution from Quickgrind.



### Benefits

- 24/7 secure access
- Allows minimum stock holding
- Automatic re-ordering
- User-friendly operation
- Tailor access to specific users and times
- Easy access to stock information and statistics
- Audit your tooling stock at the push of a button
- Suitable for new and remanufactured tools
- Stocks a wide range of tools types and sizes, and for high or low stock turnover
- Reduces purchase administration costs

# Improving your machining performance

Quickgrind's state-of-the-art Technical Centre offers a comfortable and technologically advanced environment to discuss all of your cutting tool requirements, challenges and ambitions.

Our experts will work with you to conduct trials whilst generating and running tool paths and machining strategies. Our investment in the centre enables us to demonstrate what is possible with our ground-breaking tooling and tool management solutions.

The centre is fully equipped with a seminar theatre and training room, meeting rooms and machining centres. Visitors can take a guided tour of our production facility, undergo technical training and discuss their specific requirements.



Call us  
today to  
arrange  
your visit

